



Flex Series

S-FLEX 6 II · 365-385W
MWT Mono PERC Flexible Module

21.8%

Module efficiency up to 21.8%

Features



Light, Thin design

5.7kg weight, 2.5mm thickness, match various requirements for low-load projects



Ultra Flexible

Ultra-thin silicon wafers with advanced organic polymer encapsulation materials, minimum bending radius reach 0.30m, fit all kinds of curved surface perfectly



High Efficiency And Reliability

Busbar-free design increases cell conversion efficiency, more power output can be achieved at low irradiance conditions



Customizable

Customized design for different scenarios



Convenient Installation

Easy installation and convenient transportation with lower cost



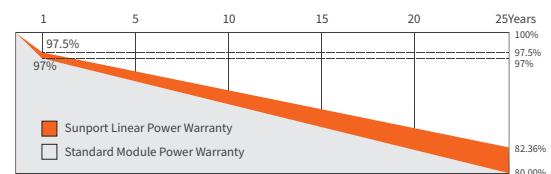
Lead-free

Eco-friendly PV design achieves lead-free MWT module without soldering materials

Reinsurance Coverage for 25 Years



Insured by **LLOYD'S**



※ 1st year degradation less than 2.5%, 25 years power output 82.36% guaranteed.

Comprehensive Qualifications & Certifications

- ★ ISO 9001: 2015 Quality Management System
- ★ ISO 14001: 2015 Environment Management System

- ★ ISO 45001: 2018 Occupation Health Safety Management System



هيئة كهرباء ومياه دبي
Dubai Electricity & Water Authority



Jiangsu Sunport Power Corp., Ltd

Add: No.20, Xishi Road, Xinwu District, Wuxi, China 214028

Email: info@sunportpower.com

Web: www.sunportpower.com

Balerina-GreenEnergy s.r.o.
Přestavlká 1447
295 01 Mnichovo Hradiště
Česká republika

Tel.: 326 773 391
E-mail: info@balerina-greenenergy.cz
www.balerina-greenenergy.cz





Electrical Characteristics at Standard Test Conditions(STC)

Spec/Model	Unit	SPP365QHES	SPP370QHES	SPP375QHES	SPP380QHES	SPP385QHES
Max-Power(Pm)	W	365	370	375	380	385
Power Tolerance	W			0~+5		
Max-Power Voltage(Vm)	V	34.9	35.1	35.3	35.5	35.7
Max-Power Current(I _m)	A	10.46	10.54	10.62	10.70	10.78
Open-Circuit Voltage(Voc)	V	42.4	42.6	42.8	43.0	43.2
Short-Circuit Current(I _{sc})	A	11.09	11.16	11.23	11.30	11.35
Effective Module Efficiency(η _m)	%	20.7	21.0	21.2	21.5	21.8

STC: AM=1.5, Irradiation 1000W/m², Module Temperature 25°C Power Tolerance ±3%

Electrical Characteristics at Nominal Module Operating Temperature (NMOT)

Spec/Model	Unit	SPP365QHES	SPP370QHES	SPP375QHES	SPP380QHES	SPP385QHES
Max-Power(Pm)	W	274	278	282	286	290
Max-Power Voltage(Vm)	V	32.8	33.0	33.2	33.4	33.6
Max-Power Current(I _m)	A	8.35	8.42	8.49	8.56	8.64
Open-Circuit Voltage(Voc)	V	39.9	40.1	40.3	40.5	40.7
Short-Circuit Current(I _{sc})	A	8.91	8.98	9.05	9.12	9.19

NMOT: Irradiation 800W/m², Ambient temperature 20°C, Wind Speed 1m/s

Temperature Coefficient

Nominal Module Operating Temperature	43±2°C
Temperature coefficient of P _{max}	-0.36%/°C
Temperature coefficient of Voc	-0.28%/°C
Temperature coefficient of I _{sc}	0.06%/°C

Operating Conditions

Max. system voltage	DC1500V(IEC)
Max. series fuse rating	18A
Operating temperature range	-40°C~+85°C


Mechanical Characteristics

Installation Module Dimension (L×W×H)	1840mmx1040mmx2.5mm
Weight	5.7 kg
Back material	Back Sheet(white)
Cell (quantity / material / type / dimensions)	126(21x6) / Mono / Half-cell
Encapsulant	POE
Frame	None
Junction box(protection degree)	IP68
Cable (length/cross-section area)	Customizable / 4mm ²
Connector	MC4 Compatible
Bending radius	0.3m

Package

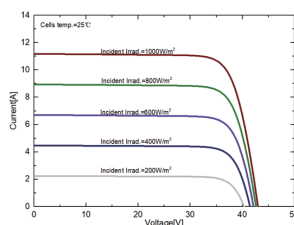
Transportation	Container Size	Quantity(pcs)	Quantity(per pallet)
Container	40' HQ	1104	46

Module Size

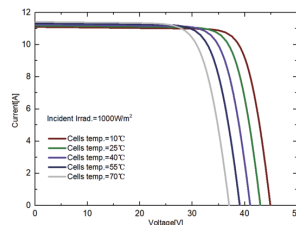


I-V Curve

I-V Curves of SPP375QHES at different irradiance



I-V Curves of SPP375QHES at different cell temperature



Sunport Power reserves the sole right of interpretation.

Version No. EN SPP202204

